



CITY OF EAGLE LAKE

WHERE OPPORTUNITY SOARS

City of Eagle Lake

Accessory Structure (Shed) Requirements for Building Permit Application

**MINIMUM
24 HOUR NOTICE ON
ALL INSPECTIONS
CALL TOLL FREE:
1-877-333-5620**

1. Complete Building Permit application form with signature.
2. Submit two (2) copies of a Certificate of Survey, drawn to scale indicating the lot dimensions, the location and ground coverage area of existing structure(s), and the location and area of the proposed structure. Indicate the setbacks from property lines. A Certificate of Survey for the property may be on file at City Hall.
3. Submit two (2) copies of plans showing proposed designs and materials. Plans shall be drawn to scale and shall include the following information. Lumberyard standard shed plans may also be submitted.
 - A floor plan indicating the proposed garage size, size of headers over openings, size and spacing of roof rafters.
 - A cross sections view indicating the depth of concrete slab and perimeter bearing, size and spacing of anchor bolts, pitch of roof, size and spacing of roof rafters, type(s) of sheathing and siding material, size and spacing of studs, ceiling height.
 - Elevation indicating the height of structure from established grade, type of roof covering materials, type of exterior wall covering

Attached are examples of drawings, which are intended as a **GUIDE**. If your garage is similar in design, you may use the attached plans by filling in the blanks.

General Building Code and Zoning Requirements

1. Accessory Buildings having floor area larger than 120 square feet shall be placed on a concrete slab, or anchored to the ground.
2. The minimum thickness of concrete floor slabs supported directly on the ground shall not be less than three and one-half (3 ½) inches.
3. All stumps, roots, and black dirt shall be removed from the soil to depth of at least twelve (12) inches below the surface of the ground if concrete slab is used.
4. One-half inch diameter anchor bolts spaced six (6) feet on center max. spaced around perimeter of slab.
5. Foundation plates or sills resting on concrete slabs shall be treated wood or foundation grade redwood.
6. For sheds which are not placed on concrete slabs, treated skids shall be placed around the perimeter of the building or in locations that provide adequate bearing for the floor framing. The structure shall be anchored into the ground by an acceptable anchoring system.
7. Accessory Buildings having framed floor systems shall be of treated material. This includes the floor framing system and floor sheathing.
8. Minimum six (6) inches clearance between ground and nontreated wood.
9. Roof framing must be designed for 30-pound snow load.
10. Caulk and flash all exterior openings.

NOTE: the aforementioned represents general code requirements relative to detached garage construction. For specific code and zoning requirements, please contact the Building Inspection Department or Zoning Department at City Hall.

Required Inspections

1. Footing/Slab: After forms and reinforcing are in place, but **PRIOR TO POURING CONCRETE!!**
2. Final

General Notes

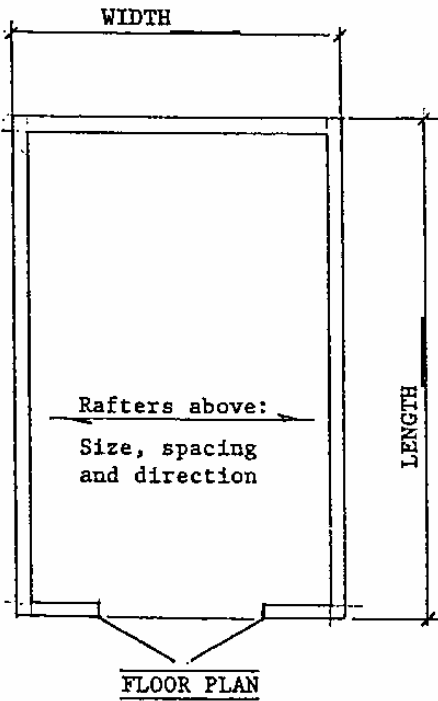
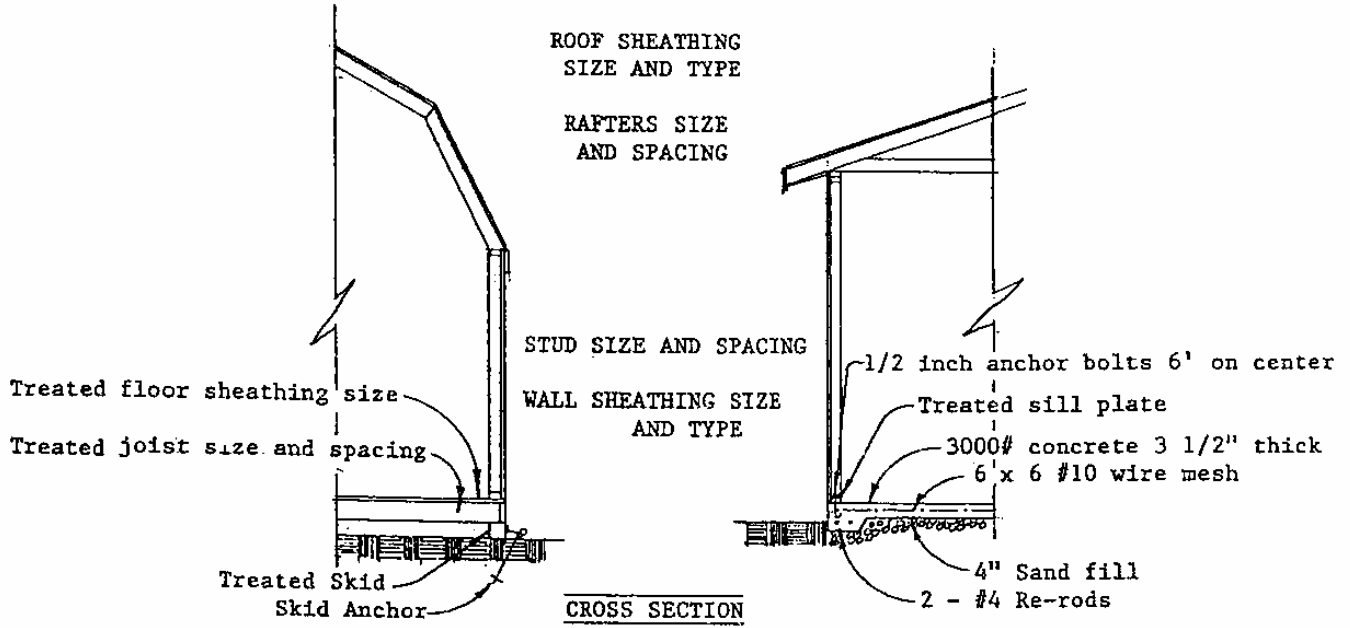
1. The approved plan and Survey shall be kept on the job site until the final inspection has been made.
2. The Inspection Record Card shall be placed on the outside exterior wall of the Accessory Building and shall remain posted until the final inspection has been made. Cards should be protected from the weather.
3. Post Address on construction site visible from the street.
 - *The State of Minnesota requires that all residential building contractors, remodelers and roofers obtain a state license unless they qualify for a specific exemption from the licensing requirements. Any person claiming an exemption must provide a copy of a Certificate of Exemption from the Department of Commerce to the City before a permit can be issued.*
 - *To determine whether a particular contractor is required to be licensed or to check on the licensing status of individual contractors, please call the Minnesota Department of Commerce at 651-296-2594 or toll free at 1-800-657-3602.*

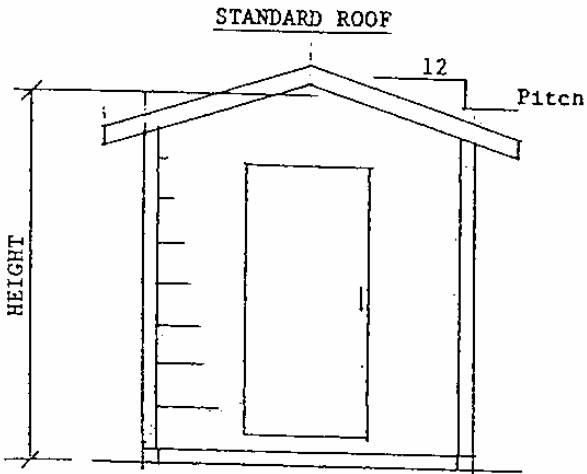
If you should have any questions, please call the Building Official.

For inspections call the Building Official at 507-333-5620 or toll free at 1-877-333-5620 between 7:00 a.m. and 4:30 p.m. Monday through Friday.

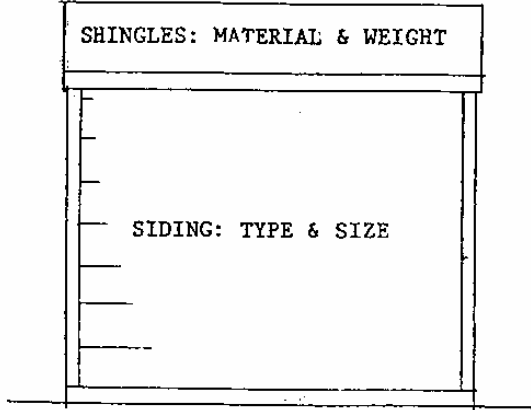
GAMBREL ROOF

STANDARD ROOF

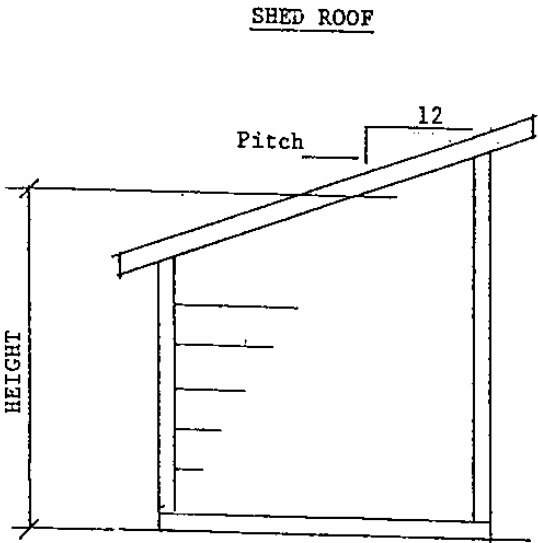




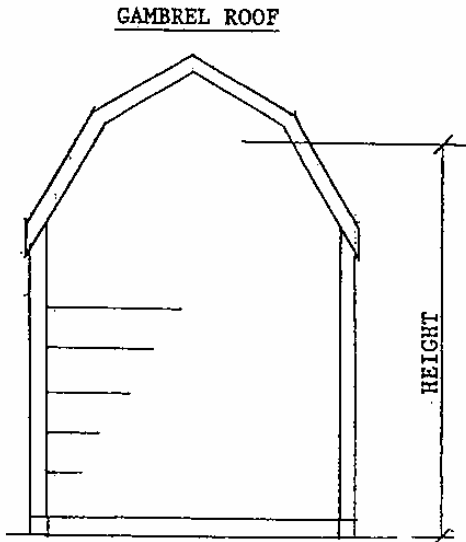
FRONT ELEVATION



SIDE ELEVATION



SIDE ELEVATION



REAR ELEVATION

Supplement to Shed Permit Application

Plans and all following information are required with Detached Garage permit applications

A. Size and spacing of footing/slab _____

B. Size and spacing of studs _____

C. Type of Lumber _____

D. Size of beams _____

E. Size and spacing of rafters _____

F. Size of shed _____

G. Distance to property lines

Side 1 _____

Side 2 _____

Rear _____

Other _____

H. Distance from house

Side 1 _____


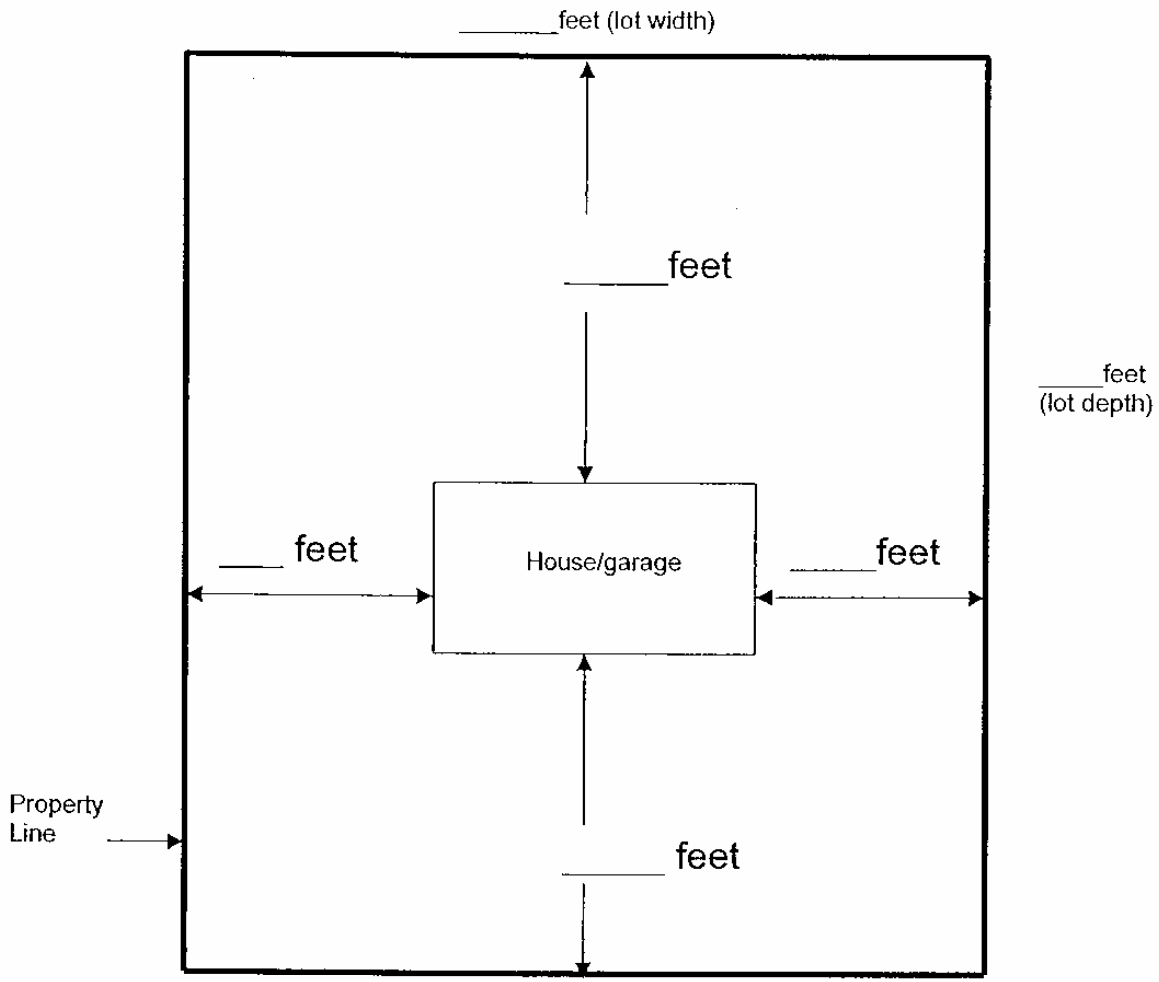
Side 2 _____

Rear _____

Other _____

I. Total height _____

SITE PLAN



No scale

Show North Direction

